

Filter

Functional Group:

Products : Cartridges : Circuit Saver : 2-Port : Filter

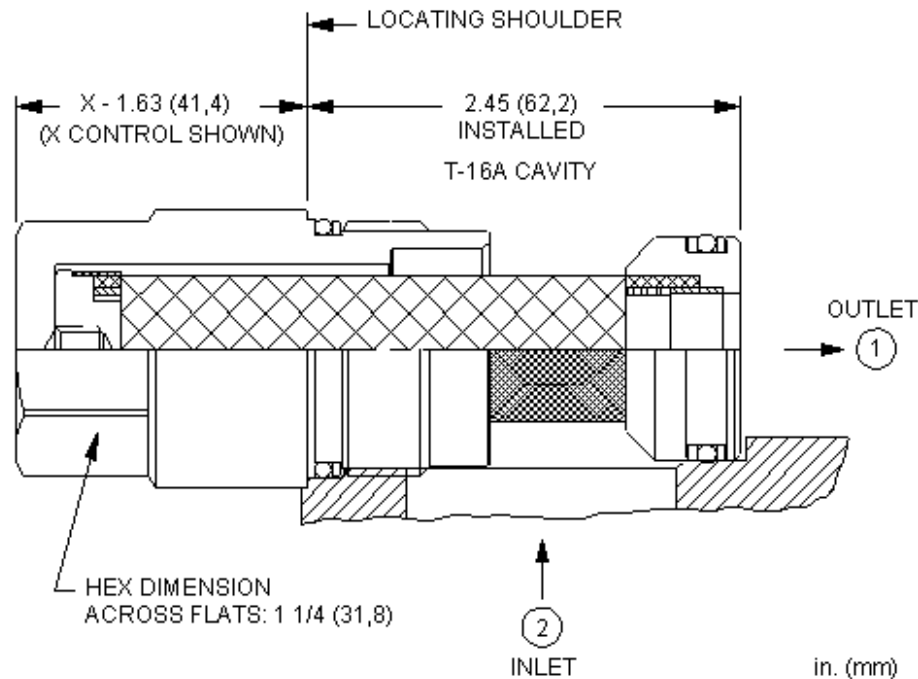
Capacity:

Model:

FLHA

Product Description

Filter cartridge. For all the technical information on this product, click on the Filter Booklet link in the Related Information area below.



Technical Data

	U.S. Units	Metric Units
Cavity		T-16A
Series (from Cavity)		Series 3
Valve Hex Size	1 1/4 in.	31,8 mm
Valve Installation Torque	150 - 160 lbf ft	200 - 215 Nm
Seal Kits - Cartridge		Buna: 990-016-007
Seal Kits - Cartridge		Viton: 990-016-006

FLHA-XDN

Control

Standard Options

X Not Adjustable

Filter Rating

Standard Options

- A** 3 Micron Nominal
- B** 10 Micron Nominal
- C** 25 Micron Nominal
- D** 40 Micron Absolute

Seal Material

Standard Options

- N** Buna-N
- V** Viton

Material/Coating Modifier

Preferred Options

No modifier (standard material with no special coating)

Special Options

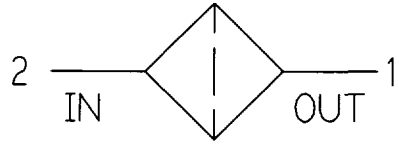
/AP

Stainless Steel, Passivated

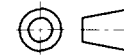
When the modifier is /AP, the control must be X

Our corrosion resistant product line is growing! If you are interested in a corrosion resistant option for this model, please contact Sun.

SYMBOL

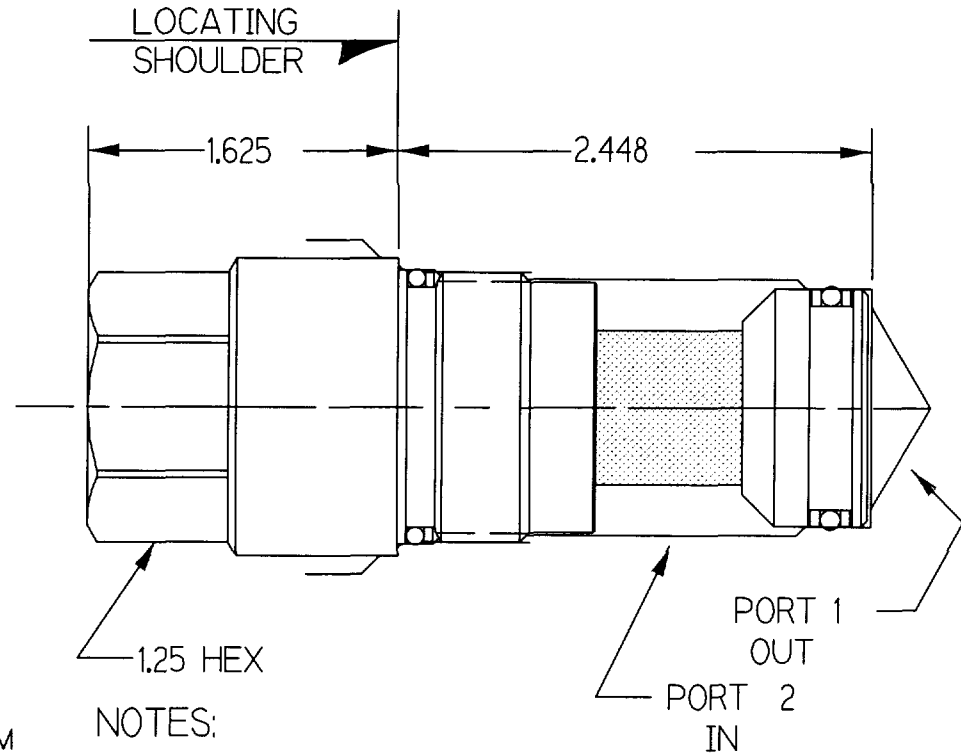
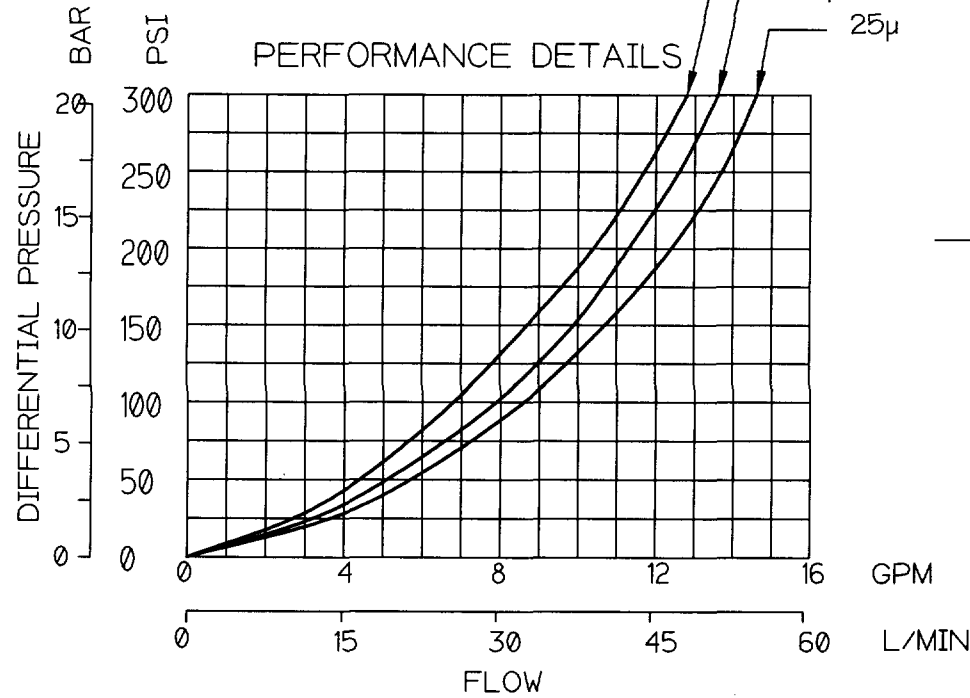


THIRD ANGLE PROJECTION



REVISION PART NO.

FLHA-X**



NOTES:

- FOR CAVITY DIM., SEE "T-16A TOOLING & PORTING DRAWING."
- REPLACEMENT ELEMENT PART NUMBERS
 NUMBER: A880-25*-087 25 MICRON
 NUMBER: A880-10*-087 10 MICRON
 NUMBER: A880-03*-087 3 MICRON
 1 = BUNA N ; 2 = VITON

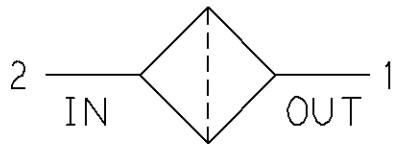
FLHA-X**

- A 3µ (MICRON)
- B 10µ (MICRON)
- C 25µ (MICRON)
- N = BUNA N SEALS
- V = VITON SEALS

					UNLESS OTHERWISE SPECIFIED		TITLE FILTER CARTRIDGE SERIES 3 DEPTH TYPE		REVISION PART NO. FLHA-X**	
					DIMENSION TOL .X = +/- .030 .XX = +/- .015 .XXX = +/- .005		SCALE/REF FULL		MATERIAL	
					ANGLE TOL +/- 1/2° FINISH 80√		DRAWN JER		HEAT TREAT & FINISH	
LTR					REMOVE ALL BURRS		DATE 24 JUNE 97		DATE	
REVISION			DATE		DRN		CHK		REL	



SYMBOL



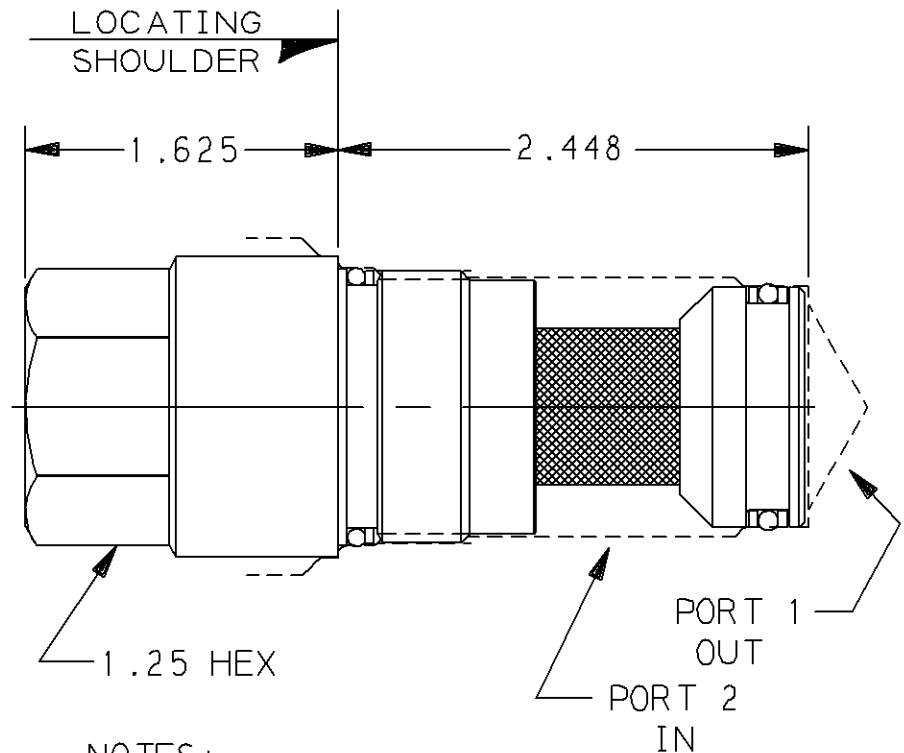
3RD ANGLE PROJECTION



REVISION
C

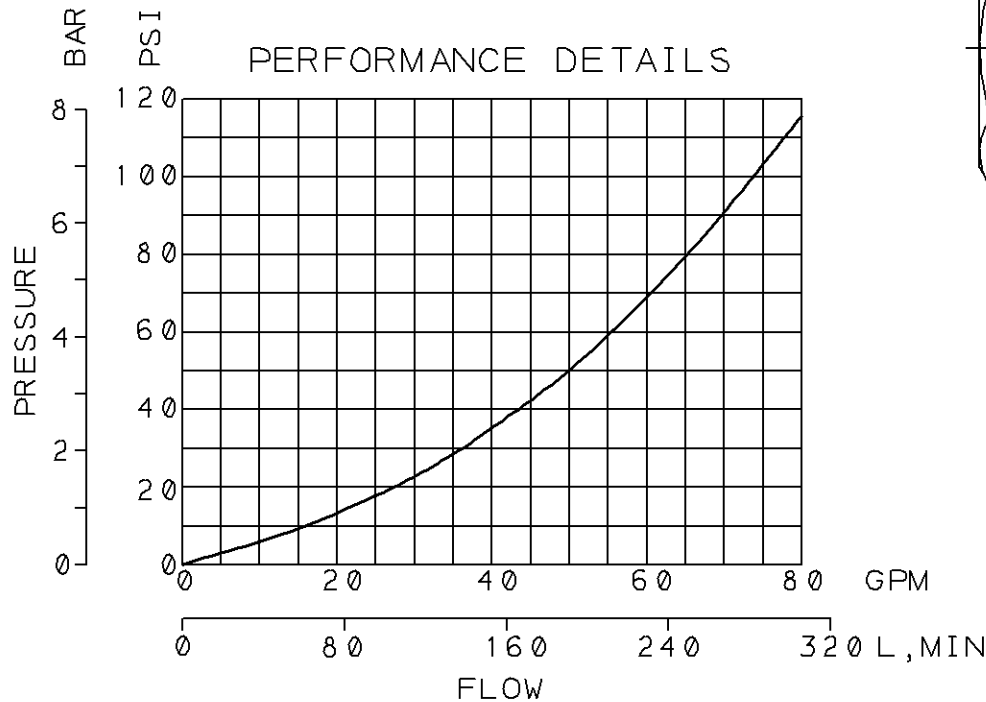
PART NO.

FLHA XD*



NOTES:

- 1) SEAL OPTIONS:
N = (BUNA-N), V = (VITON)
 - 2) FOR CAVITY DIM., SEE "T-16A DIM., TOOLING, & PORTING DRAWING."
 - 3) REPLACEMENT ELEMENT PART NUMBER: A880-40*-087.
- 1 = BUNA-N : 2 = VITON



				UNLESS OTHERWISE SPECIFIED		TITLE 40µm SERIES 3 FILTER OUTLINE			REVISION C	PART NO. FLHA XD*
				DIMENSION TOL		SCALE 1/1	REF.		MATERIAL	
				.x = ±.030		DRAWN BRS		CHECK JR		HEAT TREAT & FINISH
				.xx = ±.015		DATE 12 APR 94		DATE 30 AUG 94		
				.xxx = ±.005		DATE		DATE		
LET	REVISION	DATE	DRN	CHK	REL	ANGLE TOL ± 1/2		FINISH 80✓		<p>SUN hydraulics CORPORATION 1500 WEST UNIVERSITY PKWY SARASOTA, FLORIDA 34243, USA TELEPHONE (941) 362-1200</p>
C	A880-40*-087 WAS 880-400-087	19JAN99	AG			REMOVE ALL BURRS				
B	CHANGED TO REFLECT 128-016	03APR98	MAE							
A	CHANGED TO REFLECT 128-003	14JAN97	GZS	RG						